

Handling System for Rack Type Pre-wash Table with Sink Left to Right, 900mm

ITEM # _____

MODEL # _____

NAME # _____

SIS # _____

AIA # _____



865403 (BHRPTB09L)

Prewash table with bowl for
Rack Type Dishwasher, Left to
Right, 900 mm

Short Form Specification

Item No.

Designed for rack type dishwashers. Constructed in 304 AISI stainless steel. Integrated splashback.

N. 2 square 40x40mm tubular legs with height-adjustable feet.

Sink size 500x400x300mm with overflow pipe and drain hole. Basket direction: from left to right.

Main Features

- Supplied knocked-down and easy to assemble.
- Designed for 500x500 mm dishwashing racks.
- The table is intended to be directly connected with the rack type in the loading side from left to right direction.
- Suitable to be installed alone with the rack type dishwasher to save space.

Construction

- 304 AISI stainless steel construction throughout.
- Included splashback to prevent water spatter.
- Deep anti-drip profiles completely folded with lower edge for safe and easy cleaning.
- All surfaces smooth with polished finish.
- 40x40 mm square tubular legs in AISI 304 stainless steel.
- To be secured to the dishwasher and fitted with one pair of legs at the other end.
- Optionally equipped with undershelf, pre-rinse unit, strainer basket and scrap plate.

Sustainability



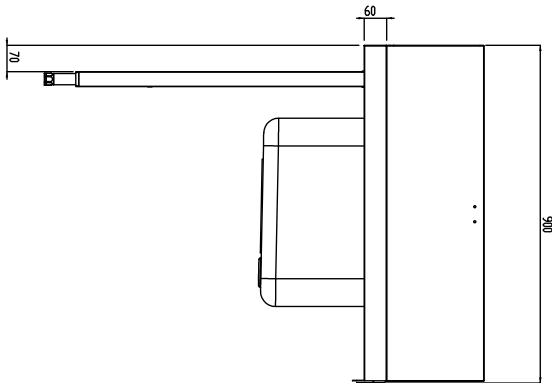
- Stainless steel feet 50 mm adjustable in height to align the operation height between the dishwasher and table as well as to ensure that tables drain back into the dishwasher.

Optional Accessories

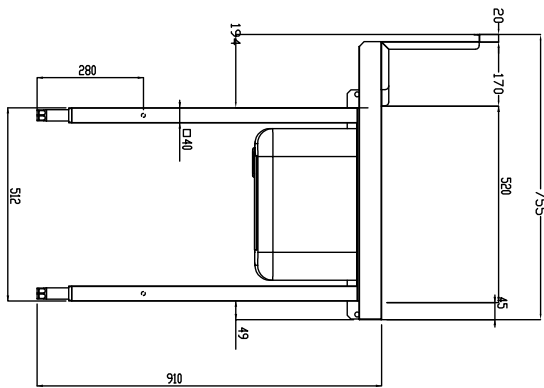
- Dish scraper PNC 855297 ☐
- Floor fastening kit for 2 square legs PNC 865386 ☐
- Removable bridge table, 800 mm PNC 865418 ☐
- Removable bridge table with hole, 800 mm PNC 865419 ☐
- Undershelf for dishwasher table, 900 mm PNC 865479 ☐

APPROVAL: _____

Front

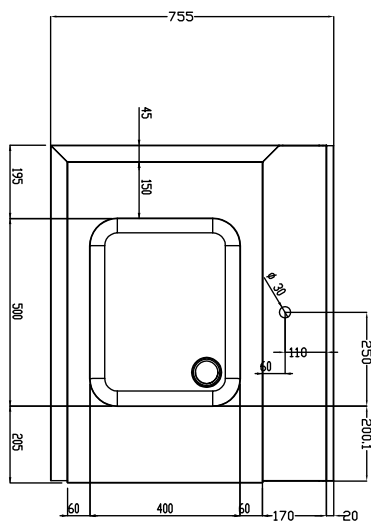


Side



D = Drain

Top



Key Information:

External dimensions, Width:	
865403 (BHRPTB09L)	900 mm
External dimensions, Depth:	755 mm
External dimensions, Height:	1170 mm
Net weight:	19 kg
Splashback Dimensions, Height:	260 mm
Basin dimensions:	